

TECHNICAL FOCUS ON **GOLD2** TIPPING TRAILERS

Technical guide for making the right purchase

XL



XL



XXL



XXL


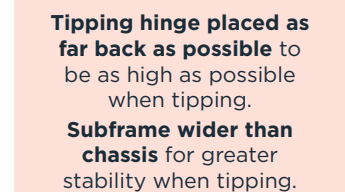
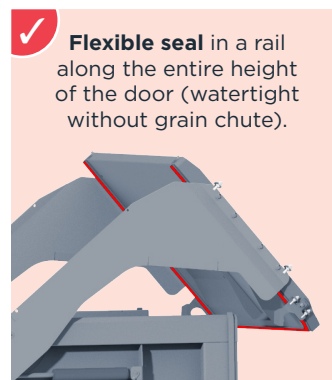
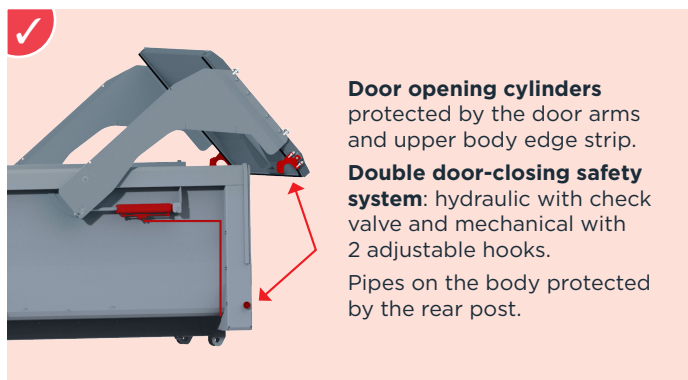
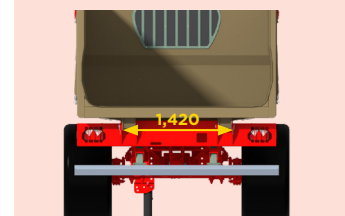
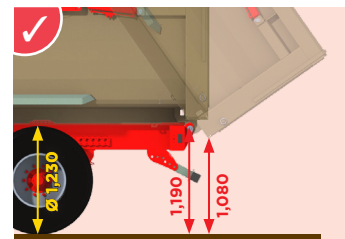
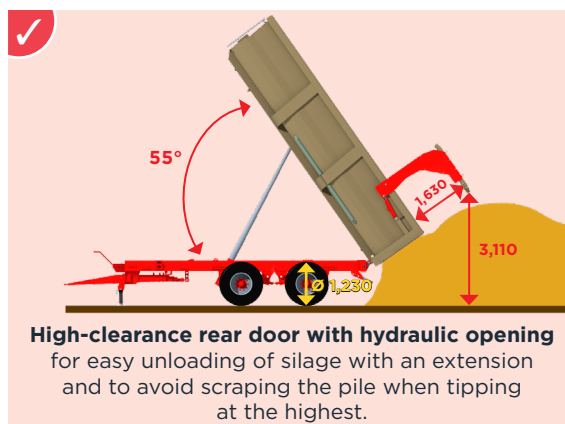
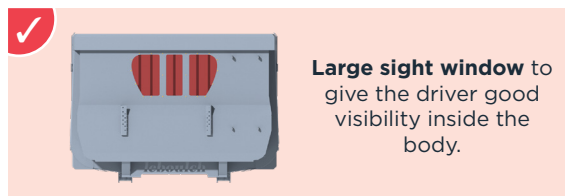
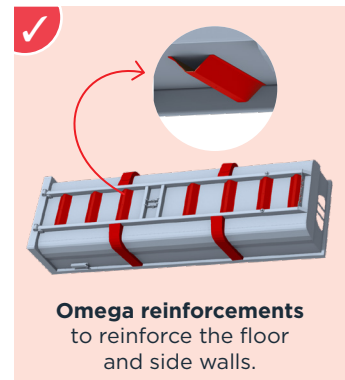
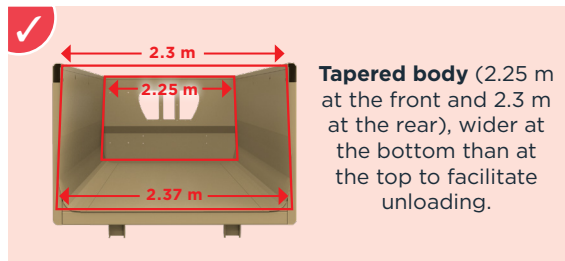
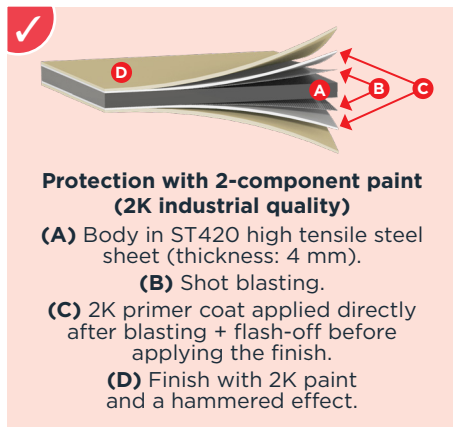


leboulch

GOLD2 TIPPING TRAILERS

GOLDEN EQUIPMENT!


Standard ✓ or optional + equipment




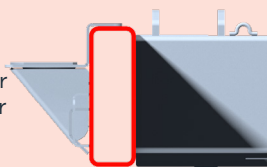
To limit weight and facilitate assembly by a single person: 2-part side extensions on single- and double-axis models, and 3-part extensions on triple-axis models.



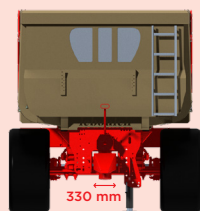
Ladder, galvanised side mudguards and predispositions for optional equipment (side bumper and thermoplastic mudguards).



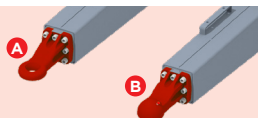
Sturdy 300 x 100 x 10 mm tubular chassis stringer for the entire range, except for 4700S, 5300S and 5300D (300 x 100 x 8 mm).



Hydraulic folding parking stand attached directly to the trailer chassis to free the drawbar and facilitate turning.

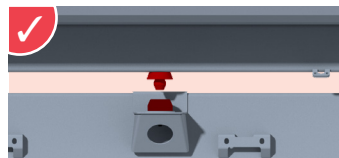


Narrow drawbar for improved turning radius with the tractor.

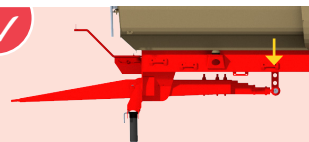


Choice of eyelets


- (A) Bolted Ø 50 mm (standard)
- (B) Bolted knee-joint (option)



Noise-reducing silentblock for centering and lateral locking of the body on the chassis.



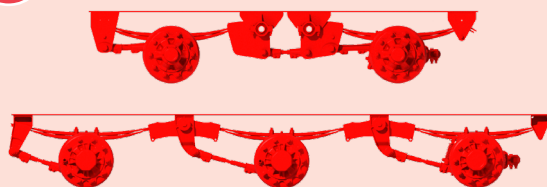
Drawbar suspension with adjustable longitudinal spring leaves (3 positions).



Galvanised rear bumper with adjustable height and depth.



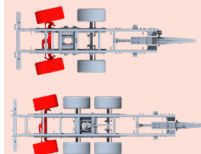
Bogie suspension with parabolic leaves (on models from 5300D to 6700D): large wheel travel for improved crossing capacity and load distribution.



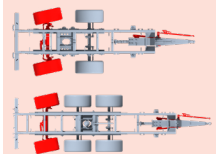
Tandem or tridem with rods (on models from 7300D to 8500T) for both road and agricultural use.



Free-steering axle with hydraulic locking for reversing (on tridem, also available on front axle).



Self-steering axle when reversing and driving forward (on tridem, also available on front axle).



Large choice of tyres

- Ø 1,172 to 1,450 mm
- Width: 542 to 660 mm
- Tyres from top brands



560/60R22.5



580/65R22.5



600/55R26.5

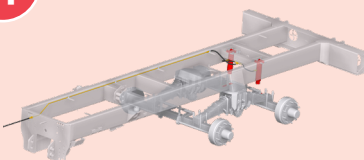
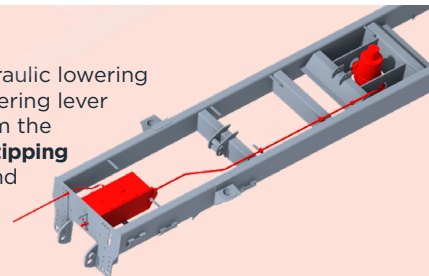


650/55R26.5

And many more!

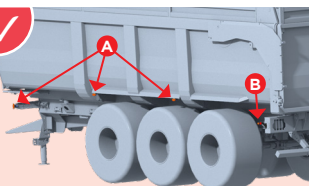


Compressor with hydraulic lowering control (+ manual lowering lever to lower the body from the ground) or **combined tipping system** (P.T.O.-shaft and direct connection to the tractor).

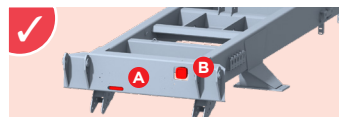


Load transfer to avoid shocks and ensure a perfect stability during tipping.

Indexing option: automatic load transfer during tipping.




(A) Side marker lights
(B) End outline marker lamps




(A) LED flashing beacon (standard)
(B) Working light (option)





Air brakes



Hydraulic brakes



Dual brakes (hydraulic and air brakes)



Document tube with individualised parts book and user manual.



Rolling cover

WIDE RANGE OF GOLD2 TIPPING TRAILERS

GOLD2 XL

- ✓ Single or double axle
- ✓ 16 to 24 tons
- ✓ Body height: 1.2 m
- ✓ Sturdy and reliable

GOLD2 XXL

- ✓ Double or triple axle
- ✓ 19 to 32 tons
- ✓ Body height: 1.5 m
- ✓ High resistance to intensive use



Understand the model names:

- The figures correspond to the length of the body (in mm).
 - The letter indicates the number of axles: S = single axle, D = two axles, T = three axles.
- Example: model 5300D is a tipping trailer with a body length of 5.3 m and two axles.

leboulch

JLB leboulch

Route de Guernanville, 27330 La Vieille-Lyre (France)

Tel.: +33 2 32 30 67 47

E-mail: info@leboulch.com

www.leboulch.com

